

Fluency: 5 Episodes

Each episode is when we come back together to learn!

Retrieval

Remembering what we already know to help our new learning!

Yesterday

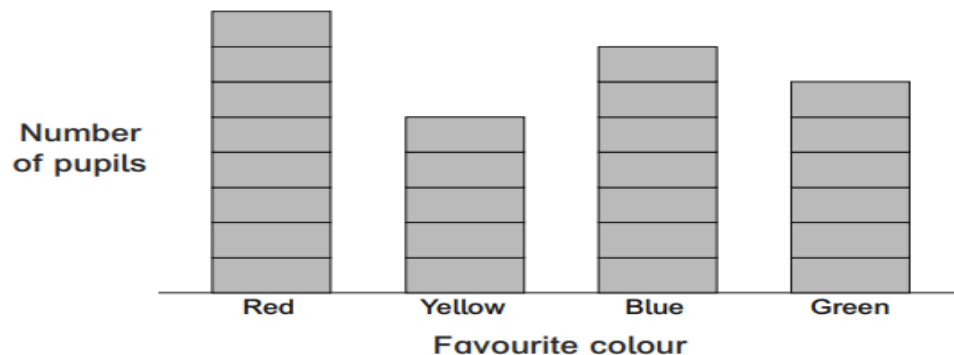
What is 234 rounded to the nearest 100?

Last Week

What is the underlined digit worth?

3507

Different Topic



a) How many pupils like blue best?

b) Which colour do 6 pupils like best?

Next Topic

$378 + 134$

Vocabulary

These words will be used over and over again for this maths...

Vocabulary Discussion

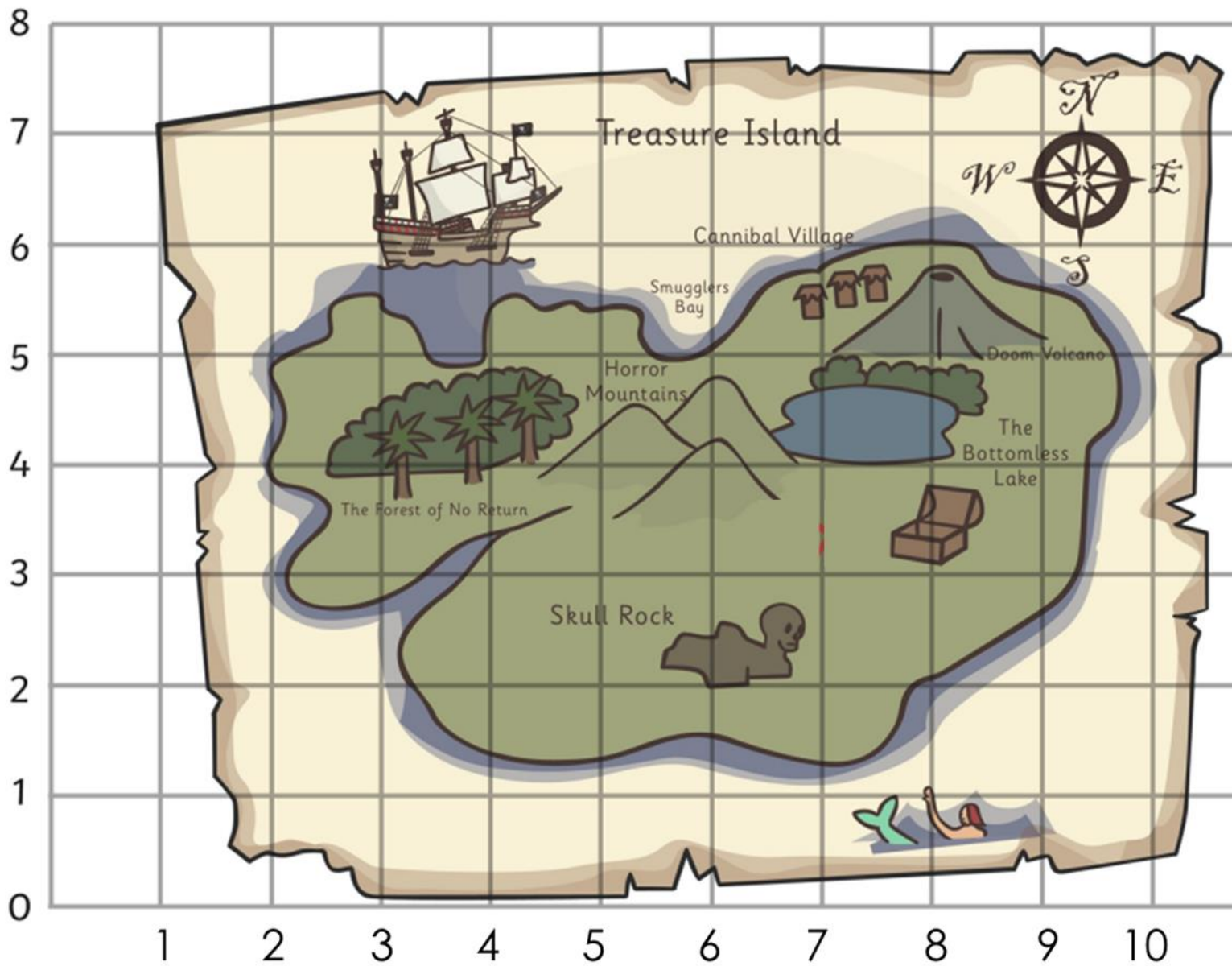
coordinate

The word _____ means _____.

axis

An example is _____.

New Learning

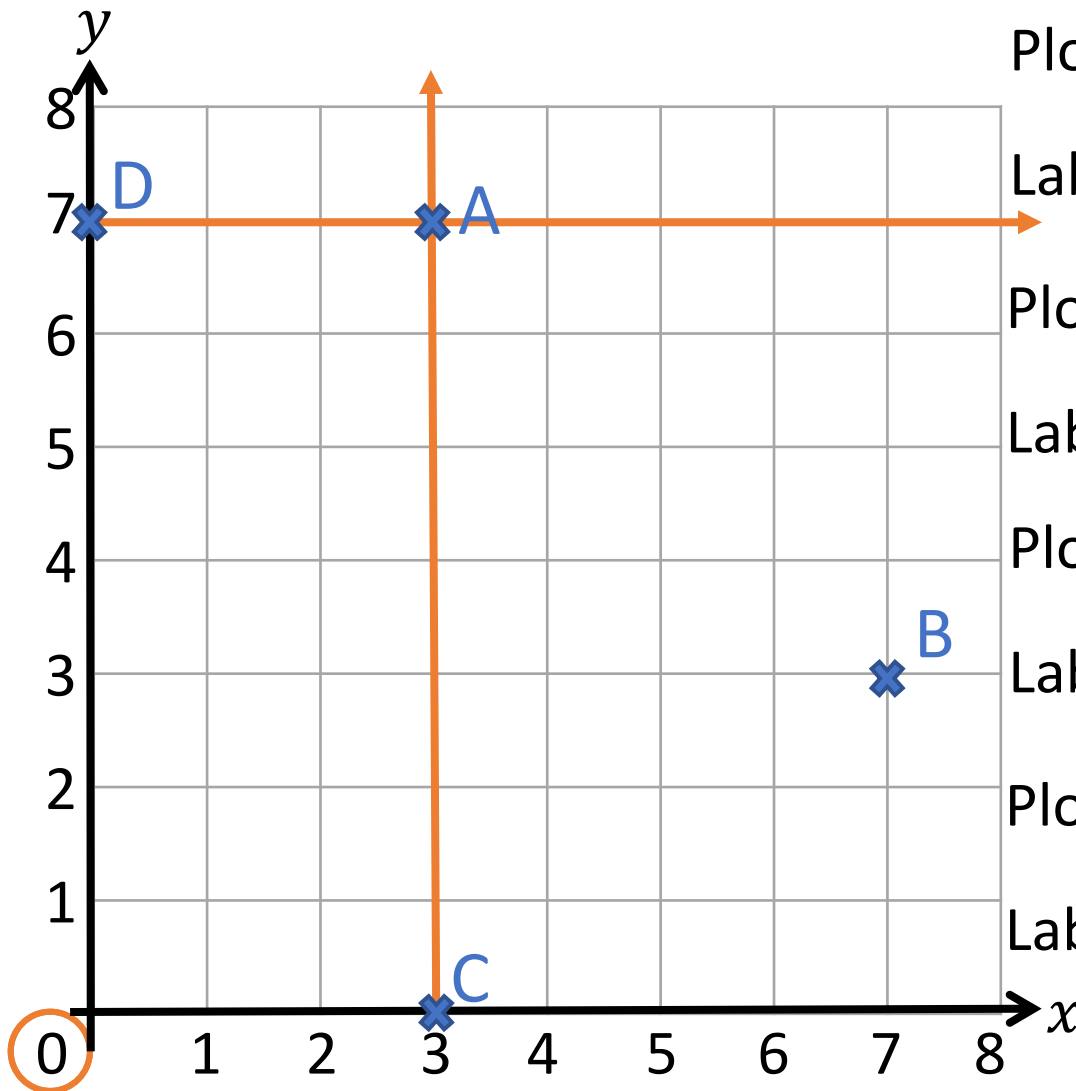


X marks the spot!

The treasure is at
point (9,5)

Who can come and
plot that point?

Today we are learning about plotting using coordinates.



Plot (3 , 7) on the grid.

Label the point A.

Plot (7 , 3) on the grid.

Label the point B.

Plot (3 , 0) on the grid.

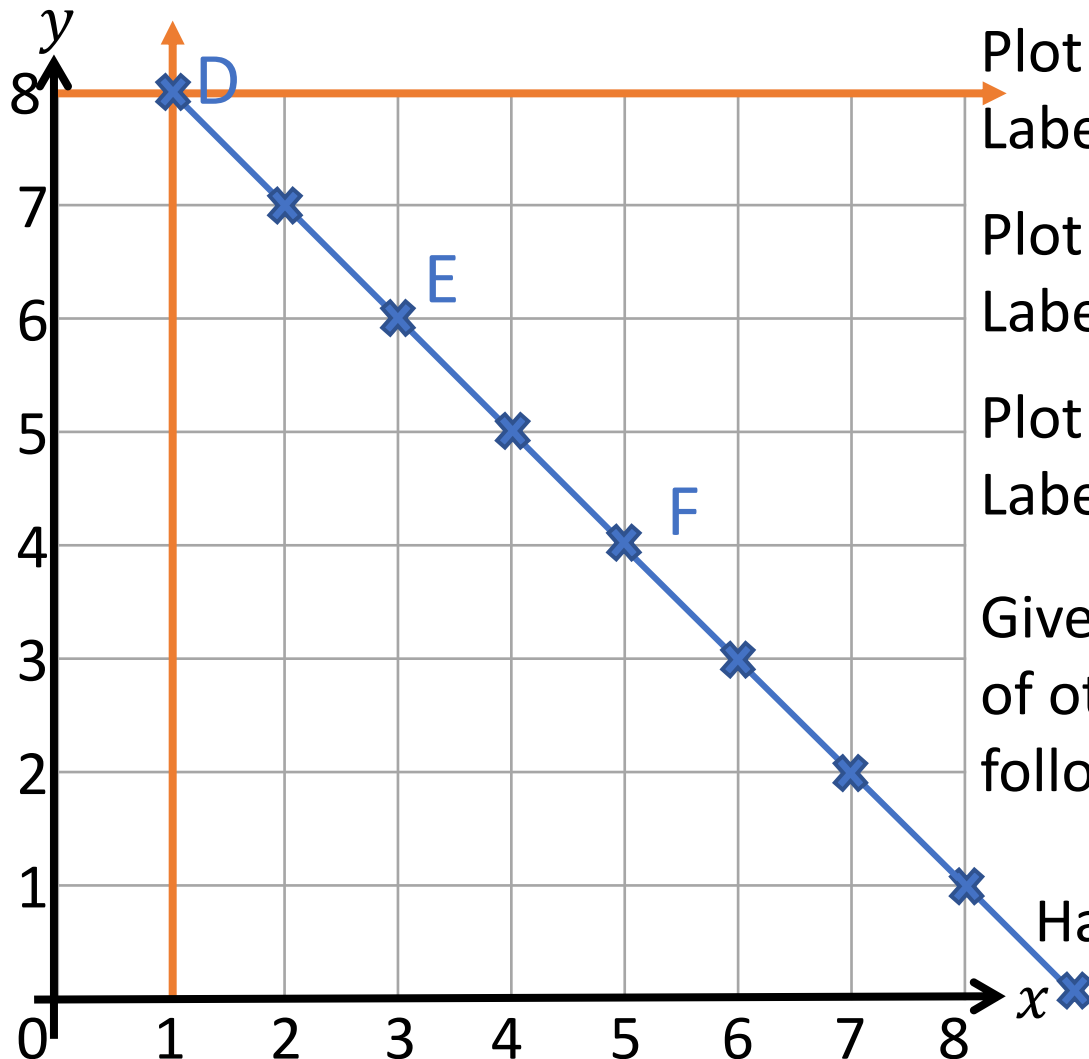
Label the point C.

Plot (0 , 7) on the grid.

Label the point D.

Have a think





Plot (1 , 8) on the grid.
Label the point D.

Plot (3 , 6) on the grid.
Label the point E.

Plot (5 , 4) on the grid.
Label the point F.

Give the coordinates
of other points that
follows this pattern.

Have a think


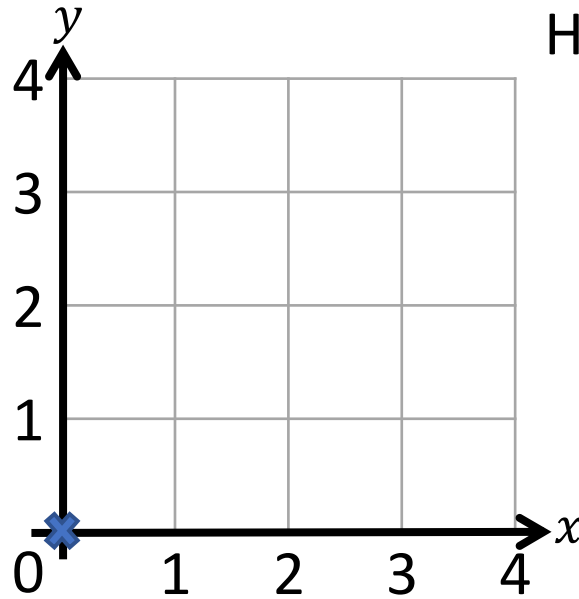
- (2 , 7) (4 , 5)
(6 , 3) (7 , 2)
(8 , 1) (9 , 0)

Plot the point (1, 4) on the grid.

Have a think

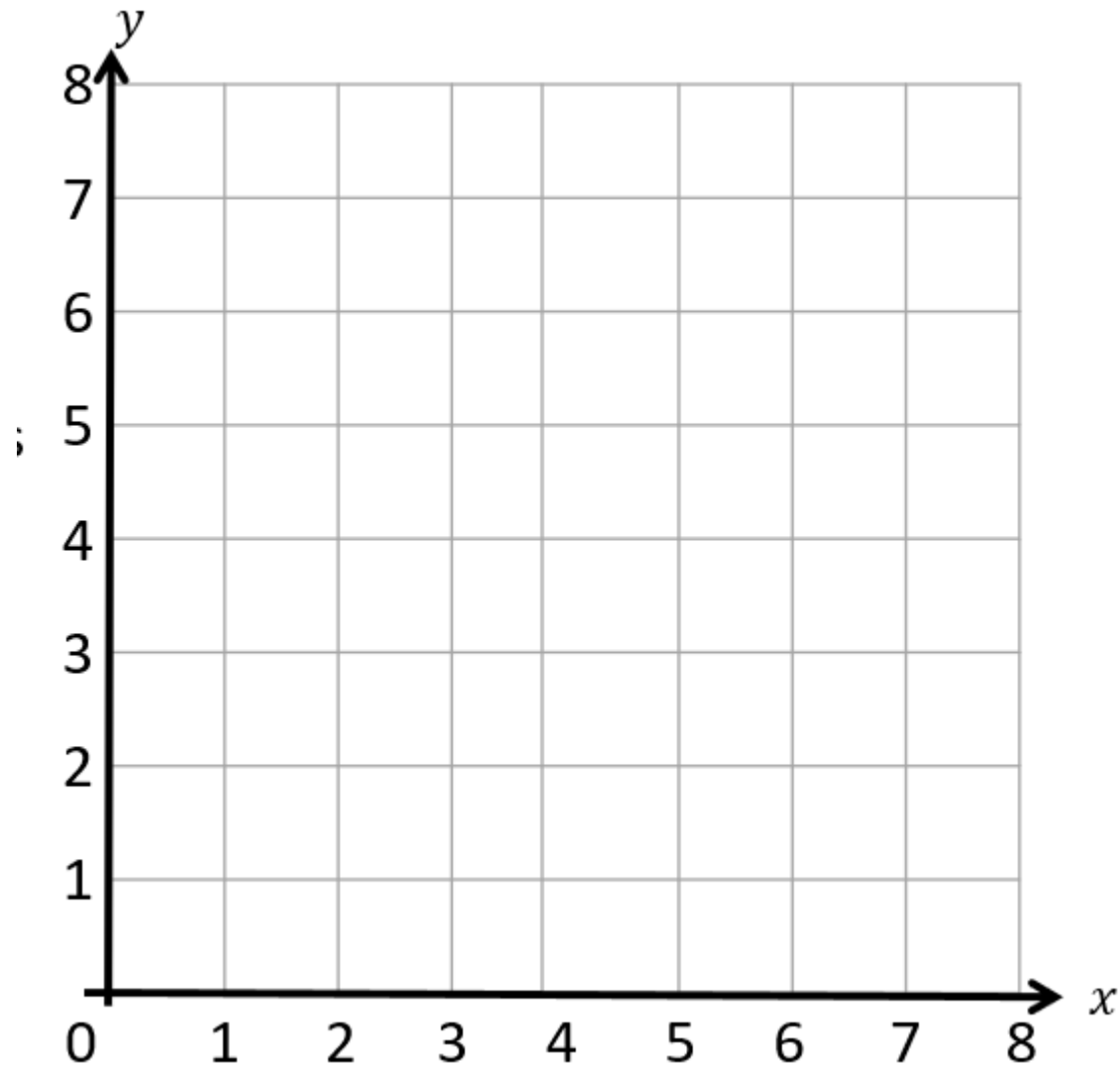


The x -coordinate
is 4



The x -coordinate
is 1

Who is correct?



Plot these coordinates:

Me

(5,6)

(0,4)

(8,0)

Us

(7,4)

(2,9)

(0,3)

You...

Stretch

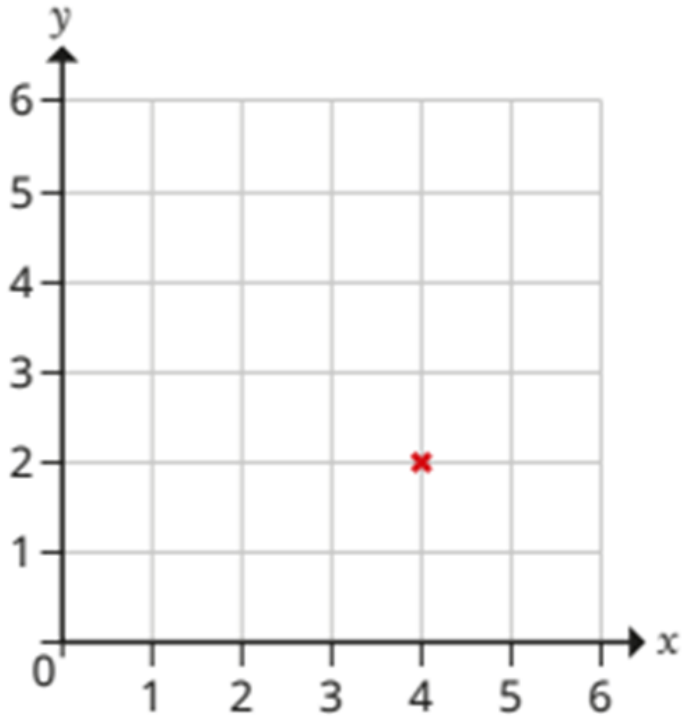
a) What is the total of the X coordinates?

b) What is the total of the Y coordinates?

11.10.23

Fluency: plot coordinates

The point (4, 2) has been plotted on the grid.



Plot the following points:

(3,4)

(5,5)

(1,5)

(0,4)

(0,5)

(7,0)

(6,0)

Stretch

a) What is the total of the X coordinates?

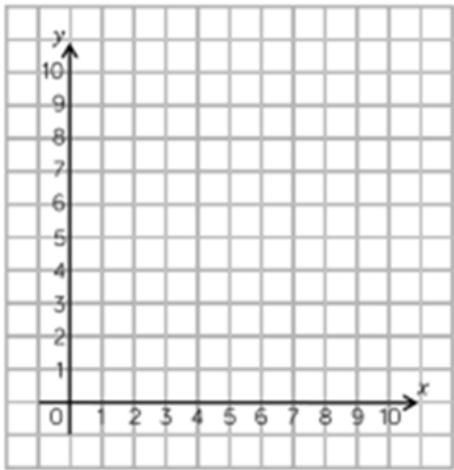
b) What is the total of the Y coordinates?

Varied Fluency

Apply what you have learnt to these questions – they are the same but just look different!

Varied Fluency

Draw the shapes at the correct points on the grid.



(7, 8)



(4, 6)



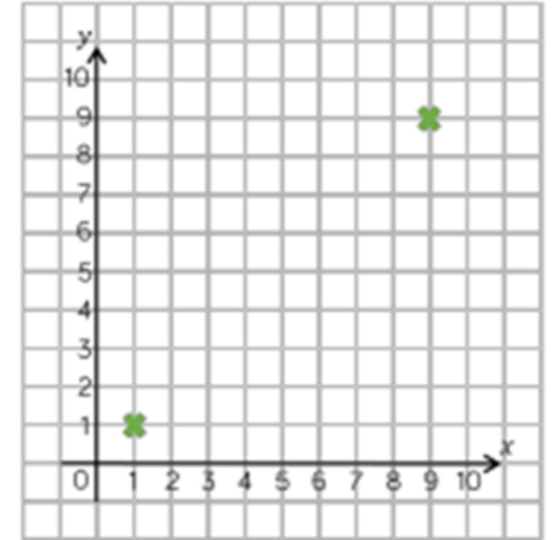
(9, 1)



(10, 0)

Plot two more points to create a square.

Plot these points on a grid.



Apply what you have learnt to these questions – they are the same but just look different!

A large, solid orange rounded rectangle with rounded corners, centered on the page.

Think!

Think about what you have learnt – the skill, the rules, the mistakes...

Think

When you are plotting a point on a grid it does not matter whether you go up or across first as long as you do one number on each axis.



Amir

Do you agree with Amir?
Convince me.

In pairs discuss...

I agree with Amir because _____.

Share answers as a class.

Write your answer.

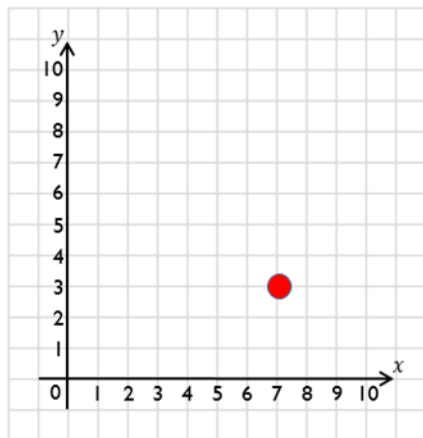
PS: 3 Episodes

Each episode is when we come back together to learn!

A large, solid orange rounded rectangle with rounded corners, centered on the page.

Think!

Think about what you have learnt – the skill, the rules, the mistakes...



The point is plotted at $(7, 3)$



Teddy



Rosie

The point is plotted at $(3, 7)$

Who is correct?

What mistake has one of the children made?

In pairs discuss...

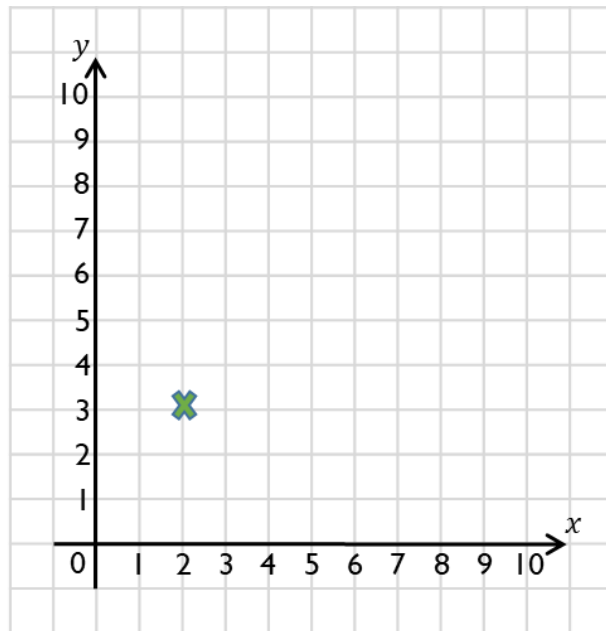
The person who is correct is...

What ...has got wrong is...

Write your answer.

Problem 1

Think about the strategy I am teaching you to solve the problem with!



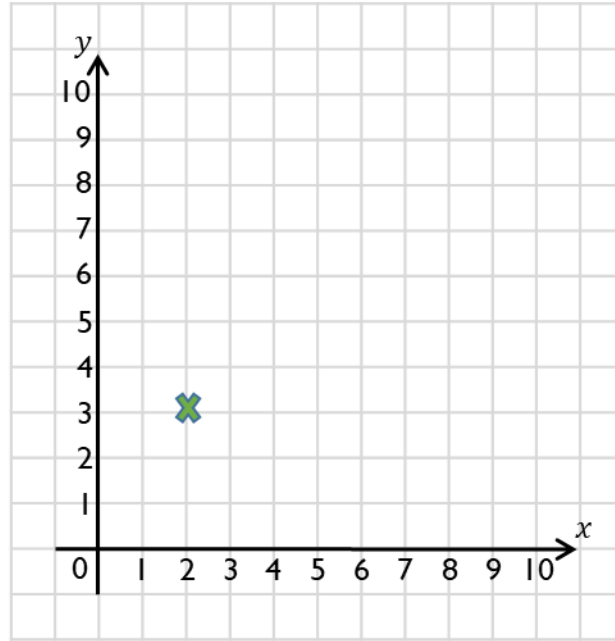
Ron translates the point 2 right and __ up.

The value for *up* is an odd number.

Find all the possible new coordinates.

Strategy to model

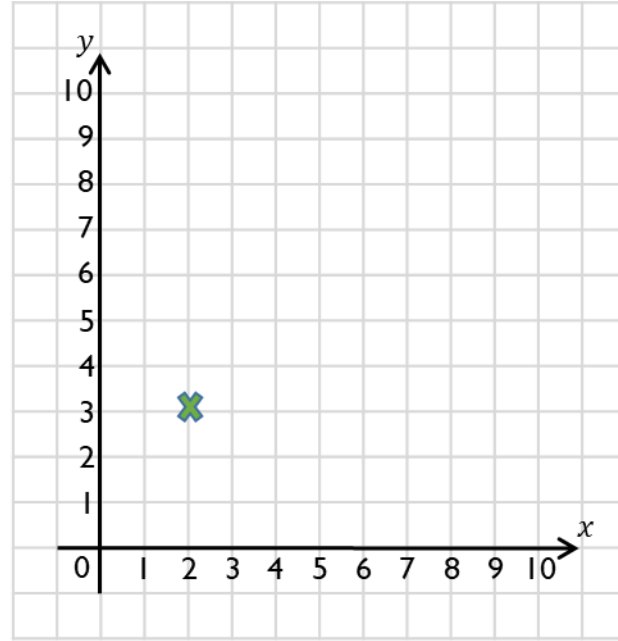
Draw jumps on grid and label odd or even jumps.



Ron translates the point 1 down and __ right.

The value for *right* is an odd number.

Find all the possible new coordinates.



Ron translates the point 3 up and right.

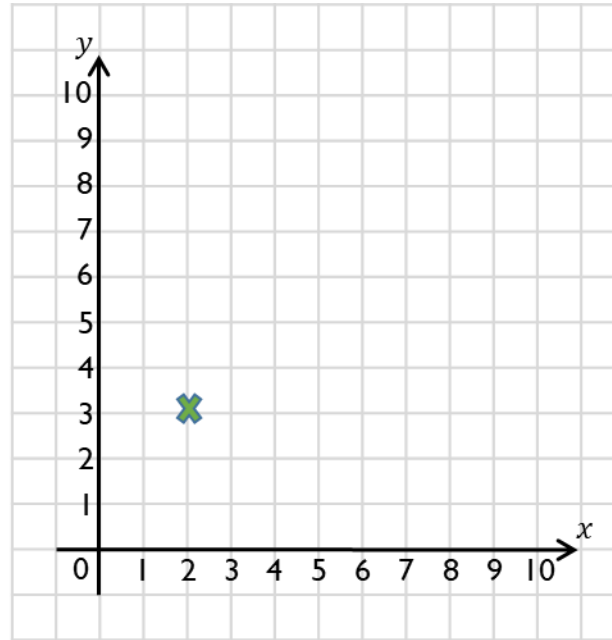
The value for *right* is an even number.

Find all the possible new coordinates.

17.10.23

Problem Solving: coordinates

book



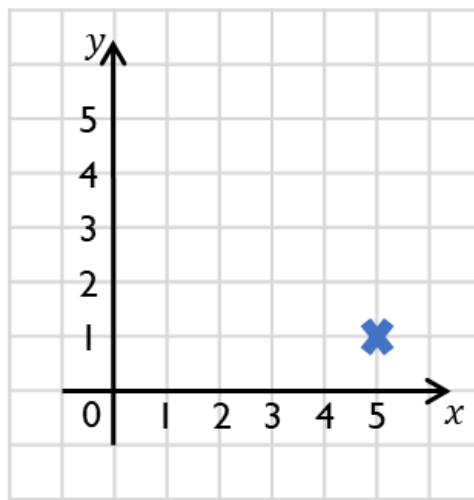
Ron translates the point 4 right and __ down.

The value for *down* is an odd number.

Find all the possible new coordinates.

Problem 2

This problem looks very differentt but the same strategy will work!



The blue X represents Lisa. She is walking home.

She walks 3 left.

Then 2 up.

Then 1 right.

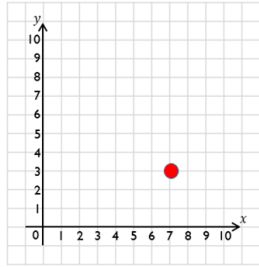
Then she follows exactly the same instructions again to get home.

What are the coordinates of her home? Draw her home on the grid.

Worksheets

17.10.23

Problem Solving: coordinates



Rosie

The point is plotted at (3, 7)

Teddy

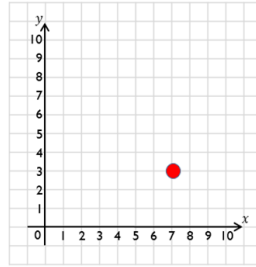
The point is plotted at (7, 3)

Who is correct?

What mistake has one of the children made?

17.10.23

Problem Solving: coordinates



Rosie

The point is plotted at (3, 7)

Teddy

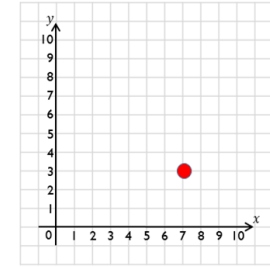
The point is plotted at (7, 3)

Who is correct?

What mistake has one of the children made?

17.10.23

Problem Solving: coordinates



Rosie

The point is plotted at (3, 7)

Teddy

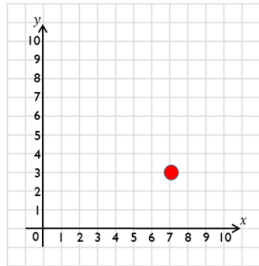
The point is plotted at (7, 3)

Who is correct?

What mistake has one of the children made?

17.10.23

Problem Solving: coordinates



Rosie

The point is plotted at (3, 7)

Teddy

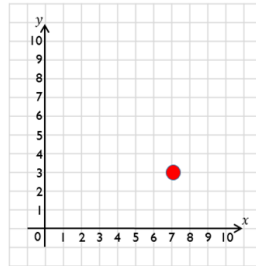
The point is plotted at (7, 3)

Who is correct?

What mistake has one of the children made?

17.10.23

Problem Solving: coordinates



Rosie

The point is plotted at (3, 7)

Teddy

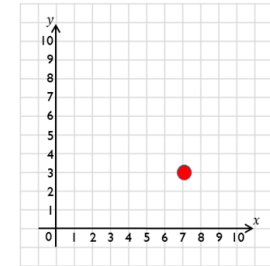
The point is plotted at (7, 3)

Who is correct?

What mistake has one of the children made?

17.10.23

Problem Solving: coordinates



Rosie

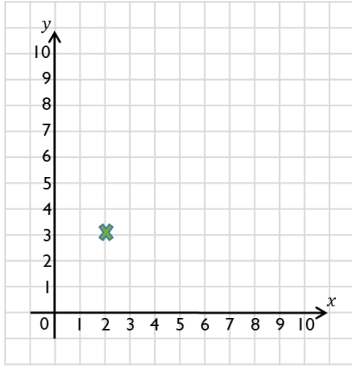
The point is plotted at (3, 7)

Teddy

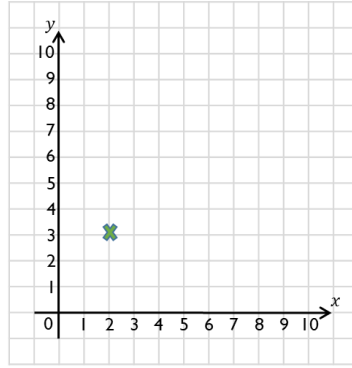
The point is plotted at (7, 3)

Who is correct?

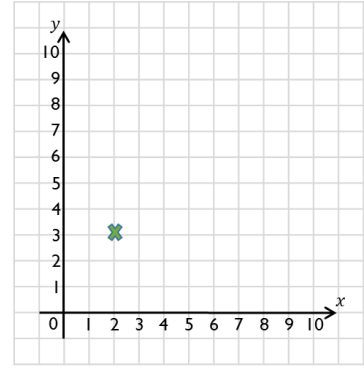
What mistake has one of the children made?



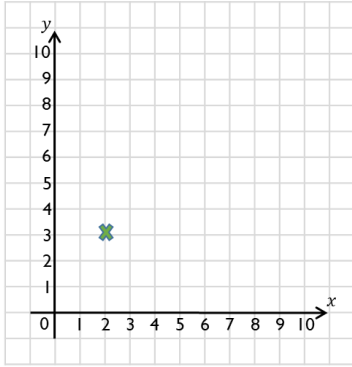
Ron translates the point 4 right and __ down.
The value for *down* is an odd number.
Find all the possible new coordinates.



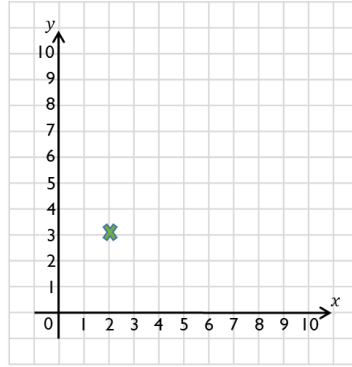
Ron translates the point 4 right and __ down.
The value for *down* is an odd number.
Find all the possible new coordinates.



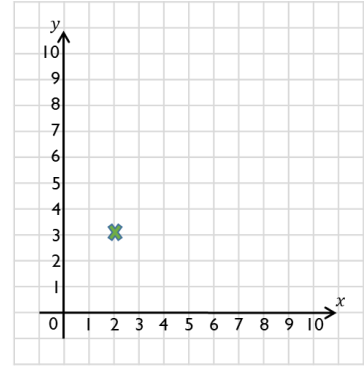
Ron translates the point 4 right and __ down.
The value for *down* is an odd number.
Find all the possible new coordinates.



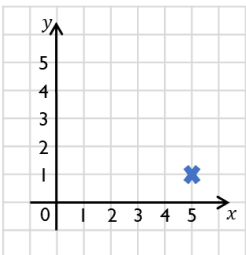
Ron translates the point 4 right and __ down.
The value for *down* is an odd number.
Find all the possible new coordinates.



Ron translates the point 4 right and __ down.
The value for *down* is an odd number.
Find all the possible new coordinates.



Ron translates the point 4 right and __ down.
The value for *down* is an odd number.
Find all the possible new coordinates.



The blue X represents Lisa. She is walking home.

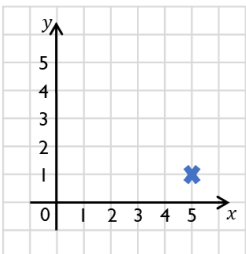
She walks 3 left.

Then 2 up.

Then 1 right.

Then she follows exactly the same instructions again to get home.

What are the coordinates of her home? Draw her home on the grid.



The blue X represents Lisa. She is walking home.

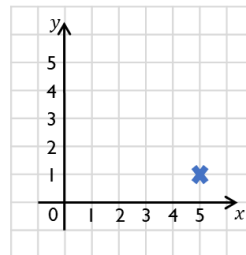
She walks 3 left.

Then 2 up.

Then 1 right.

Then she follows exactly the same instructions again to get home.

What are the coordinates of her home? Draw her home on the grid.



The blue X represents Lisa. She is walking home.

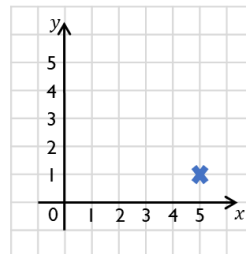
She walks 3 left.

Then 2 up.

Then 1 right.

Then she follows exactly the same instructions again to get home.

What are the coordinates of her home? Draw her home on the grid.



The blue X represents Lisa. She is walking home.

She walks 3 left.

Then 2 up.

Then 1 right.

Then she follows exactly the same instructions again to get home.

What are the coordinates of her home? Draw her home on the grid.